

Government of Pakistan
Ministry of National Health Services, Regulations & Coordination
Drug Regulatory Authority of Pakistan



User Manual

Import Export software for commercial use

Contents

S.NO	Title	Page Number
1	Introduction	4
2	Purpose of online Import/export software	4
3	Key objectives	5
4	Major features of the system	6
5	Step by step process	7-8
6	Benefits to the pharmaceutical industry	9
7	Explanation	10-47
8	How to apply for drug import license	12-14
9	How to apply for drug export license	15-17
10	Export application	18-30
11	Export finished goods	20-21

Contents

S.No	Title	Page number
12	Export raw material	22-25
13	Re-Export raw material	26-29
14	Export Medical devices	30-33
15	Import raw material	35-37
16	Import finished drugs	38-41
17	Import medical devices	42-45
18	Import HOTC raw material	46-49
19	Import HOTC finished drugs	50-53

Introduction.

The Drug Regulatory Authority of Pakistan (DRAP) has developed a specialized online software system for the commercial import and export of pharmaceutical products. This digital platform enables pharmaceutical companies, importers, and exporters to submit applications electronically, track approvals, and comply with DRAP's regulatory requirements all through a user friendly and efficient system.

This initiative is part of DRAP's broader vision to implement e-governance, ensure regulatory transparency, and streamline trade operations in the health sector.

Purpose of the Online Commercial Import/Export software

The software is designed to manage and regulate the import and export of pharmaceutical raw materials (APIs), finished drug products, packaging materials, and biological products for commercial purposes. The system simplifies the application process, reduces manual paperwork, and ensures compliance with national and International drug control laws.

Key Objectives

Objective

✓ **Digital Transformation**

Description

Eliminate paper-based submissions and physical file handling.

🕒 **Time Efficiency**

Accelerate the application review and approval process.

🔍 **Transparency**

Allow applicants to track their application status in real time.

📁 **Regulatory Compliance**

Enforce import/export rules as per DRAP Act, 2012 and Drug Act, 1976.

🏢 **Data Centralization**

Maintain a centralized and traceable record of all import/export activities.

Major Features of the System

Feature	Description
Online Application Submission	Importers/exporters can apply from anywhere through the portal.
Product Category Selection	Choose product types like APIs, finished pharmaceuticals, vaccines, etc.
Document Upload	Attach invoices, contracts, GMP certificates, analysis reports, etc.
Auto Fee Challan Generation	Integrated with DRAP's fee management system for automatic challan verification.
Digital Certificate Issuance	Upon approval, a downloadable Import/Export Permit is issued.

Step-by-Step process

1. User Registration & Login

- A. Companies must register with DRAP using their authorized focal person details.
- B. Secure login credentials are issued.

2. Initiate a New Application

- A. Choose whether the request is for **Import** or **Export**.
- B. Select the product type (e.g., API, finished drug, biological).

3. Upload Required Documents

- A. Commercial invoice
- B. GMP Certificate from exporting authority
- C. Certificate of Analysis
- D. DRAP-issued product registration/license (where applicable)

5. DRAP Review Process

Application goes through:







- A. Initial Screening
- B. Regulatory Compliance Check
- C. Technical Review (if needed)
- D. Applicants may be queried for clarification, which they can respond to within the system.

6. Issuance of Permit/NOC

Upon successful review, DRAP issues:

- A. Commercial Import NOC
- B. Export Permit

Benefits to the Pharmaceutical Industry

Benefit	Explanation
 Convenience	Apply from any where in the world
 Faster Turnaround	Reduced time for processing and decision-making.
 Live Status Updates	Track your application.
 Regulatory Traceability	All actions are logged—supporting audit trails and legal compliance.
 International Trade Support	Enables Pakistan-based firms to easily export medicines under DRAP oversight.
 Inventory Control	Ensures only registered/licensed products are brought in or sent out.

The following is the login screen for import export software. If you are the new user then press “Register” complete the registration process. Once the registration is completed then use your given username and password to login to the software



Drug Regulatory Authority Of Pakistan

Online Import / Export Application System

Email

test@test.com.pk

Password

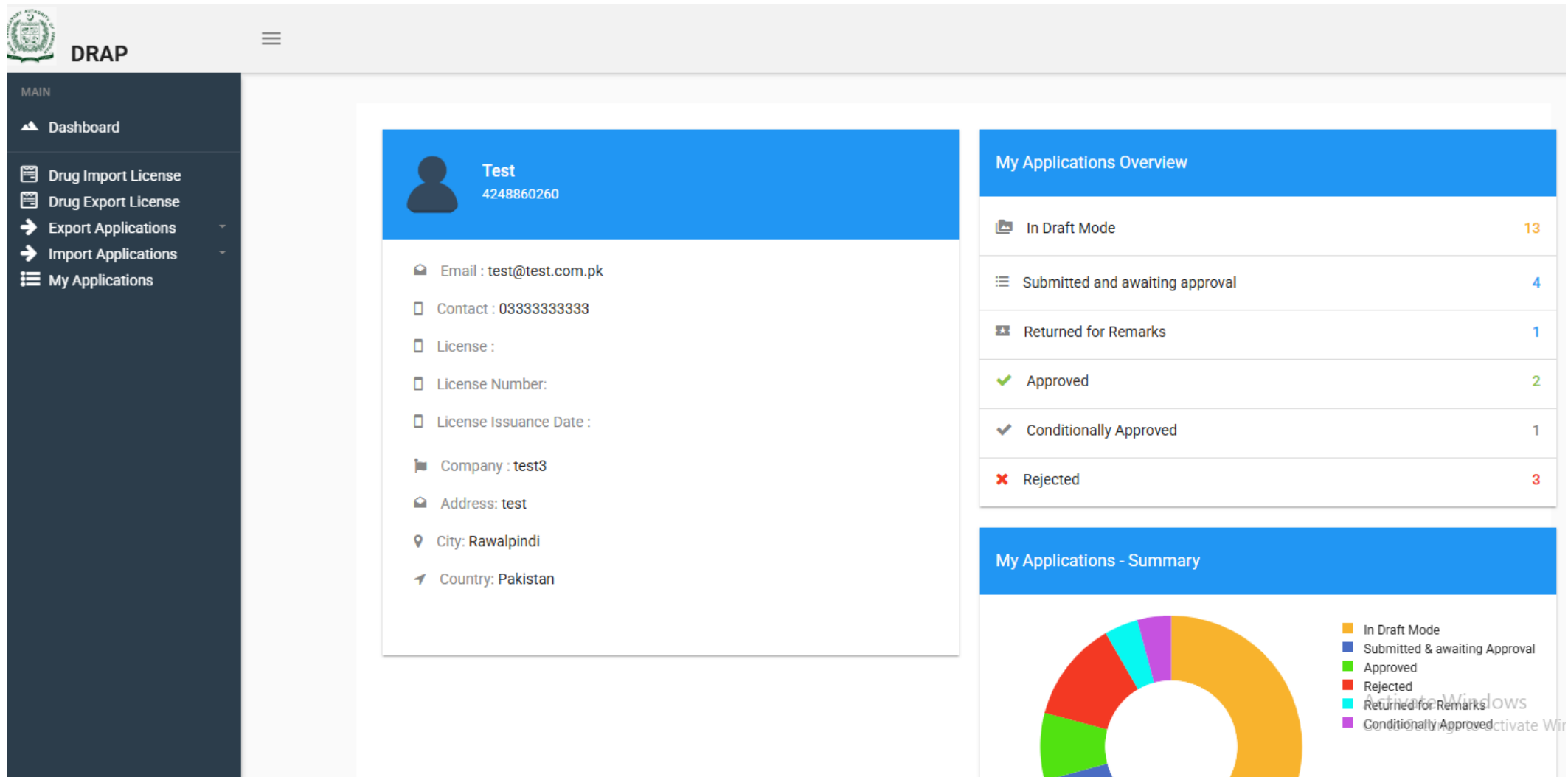
.....

Register

Reset Password

Sign In

Login to the software the following dashboard will appear with various option under “Dashboard” heading.



How to apply for drug import license

How to apply for drug import license

Login to software as explained above. Select drug import license from the menu on dashboard. Enter challan number and Verify challan once challan is verified then fill the fields listed below .

DRAP

MAIN

- Dashboard
- Drug Import License
- Drug Export License
- Export Applications
- Import Applications
- My Applications

L01 – Drug Import License (Apply for Form-5) - Application Form

Challan Information

Challan No
111111111111

Verify Challan

Challan Status:
Verifying Challan Information, Please wait...

Application Information

Application Ref No
K-3288902605192

App Date
2025-06-17 01:35:23

Application Status

New Application

Company Profile

Company Name
test3

Company Address
test

Company City
Rawalpindi

Company Country
Pakistan


License Details

License Type *

Activate Windows
Go to Settings to activate Windows.

Continue on next page

Attach the relevant documents. Read the declaration carefully check the checkbox in declaration and press “Save and submit” once the application is submitted then it is not editable. However if you press “Save as Draft” then you will be able to edit the application until you submit the application.

**DRAP**

80x80

MAIN

Dashboard

Drug Import License

Drug Export License

Export Applications

Import Applications

My Applications

Document Submitted

Note: Create Single PDF File Against Each Required Document. Only PDF Format Having Maximum Size Of 5 MB Accepted.

Form 2 *	DML / Renewals *	Form 3 *
Drop files here to upload	Drop files here to upload	Drop files here to upload
Product Registration / Renewals *	Certificate of Analysis / Specifications *	GMP Certi / API Manuf Lic / Quality Cert *
Drop files here to upload	Drop files here to upload	Drop files here to upload
Copy of Paid DRAP Fee Challan *	Undertaking on Stamp Paper *	Others
Drop files here to upload	Drop files here to upload	Drop files here to upload

☐ I hereby certify that the documents and information provided herein is correct and if found incorrect /misrepresent it shall lead to legal action under the Drug Regulatory Authority of Pakistan act, 2012 and the rules made there under.

Save & SubmitSave As Draft

Activate Windows
Go to Settings to activate Windows.

How to apply for drug export license

How to apply for drug export license

Login to software as explained above. Select drug export license from the menu on dashboard. Enter challan number and Verify challan once challan is verified then fill the fields listed below .

The screenshot shows the DRAP web application interface. The top header includes the DRAP logo and a hamburger menu icon. The left sidebar, labeled 'MAIN', contains a 'Dashboard' link and a list of application types: 'Drug Import License', 'Drug Export License', 'Export Applications', 'Import Applications', and 'My Applications'. The main content area is titled 'L02 – Drug Export License (Apply for Form - 9)- Application Form'. It features three main sections: 'Challan Information', 'Application Information', and 'Company Profile'. The 'Challan Information' section includes a 'Challan No' field with the value '545033382' and a 'Verified' status button. To the right, it displays 'Challan Status: Paid', 'Challan Fee: 2000.0', 'Paid Date: 2021-04-09', 'Division: Quality Assurance & Laboratory Testing', 'Title: Dummy Company', and 'Fees Of: Per consignment clearance of import request for all therapeutic goods(API, excipients, intermediates, finished products etc.)'. The 'Application Information' section has 'Application Ref No' (M-3288902604718) and 'App Date' (2025-06-17 01:43:37). The 'Application Status' section contains a 'New Application' button. The 'Company Profile' section includes fields for 'Company Name' (test3), 'Company Address' (test), 'Company City' (Rawalpindi), and 'Company Country' (Pakistan). A watermark 'Activate Windows. Go to Settings to activate Windows.' is visible in the bottom right corner.

DRAP

MAIN

- Dashboard
- Drug Import License
- Drug Export License
- Export Applications
- Import Applications
- My Applications

L02 – Drug Export License (Apply for Form - 9)- Application Form

Challan Information

Challan No: 545033382 Verified

Challan Status: Paid
Challan Fee: 2000.0
Paid Date: 2021-04-09
Division: Quality Assurance & Laboratory Testing
Title: Dummy Company
Fees Of: Per consignment clearance of import request for all therapeutic goods(API, excipients, intermediates, finished products etc.)

Application Information

Application Ref No: M-3288902604718
App Date: 2025-06-17 01:43:37

Application Status

[New Application](#)

Company Profile

Company Name	Company Address	Company City	Company Country
test3	test	Rawalpindi	Pakistan

Activate Windows. Go to Settings to activate Windows.

Attach the relevant documents. Read the declaration carefully check the checkbox in declaration and press “Save and submit” once the application is submitted then it is not editable. However if you press “Save as Draft” then you will be able to edit the application.

DRAP

MAIN

- Dashboard
- Drug Import License
- Drug Export License
- Export Applications
- Import Applications
- My Applications

Document Submitted

Note: Create Single PDF File Against Each Required Document. Only PDF Format Having Maximum Size Of 5 MB Accepted.

Form 10 * Drop files here to upload	Form 11 * Drop files here to upload	DML & its Renewals * Drop files here to upload
Product Approval * Drop files here to upload	GMP Certificate of the exporting firms * Drop files here to upload	Product Specs / Certificate of analysis * Drop files here to upload
Undertaking * Drop files here to upload	Paid DRAP Fee Challan * Drop files here to upload	Others Drop files here to upload

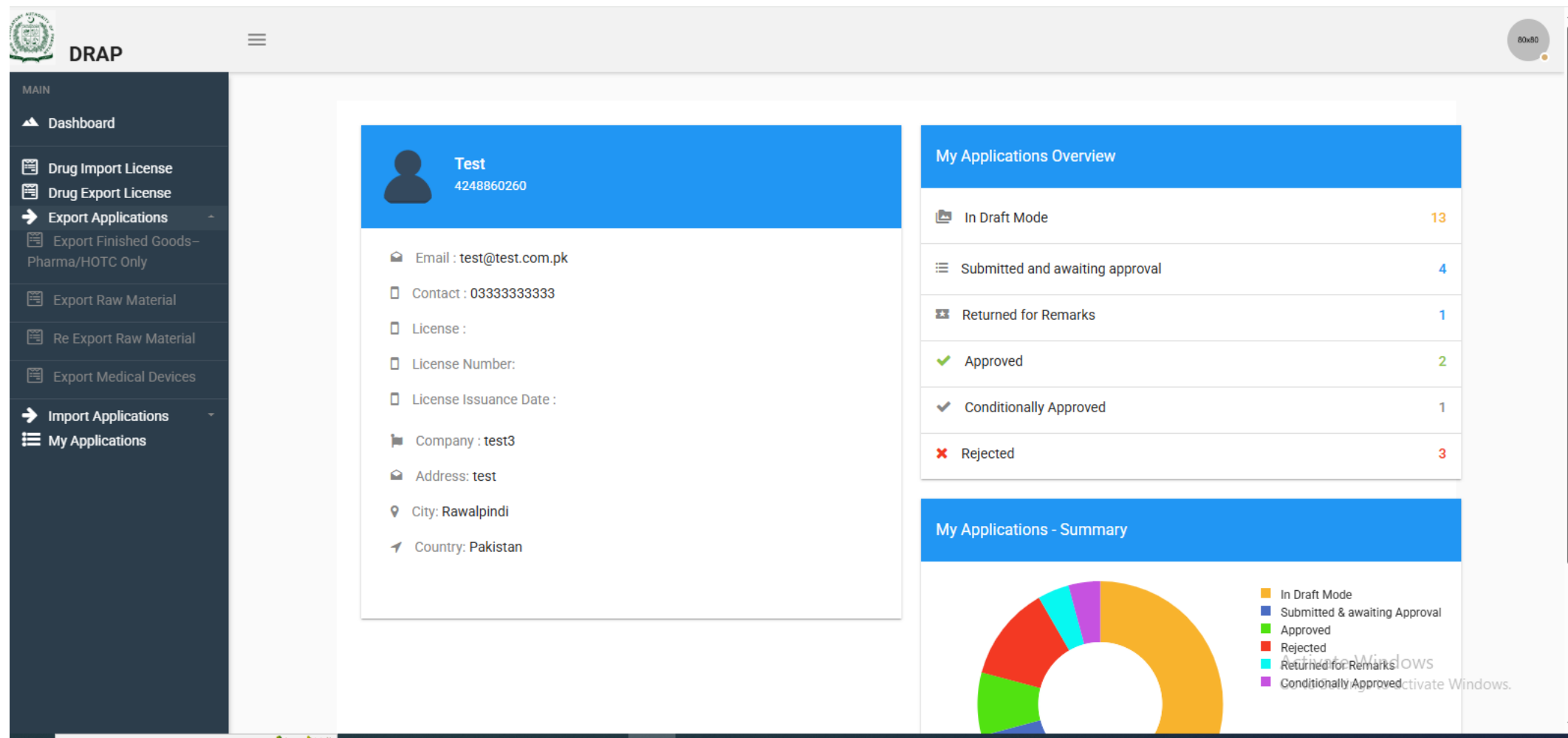
☒ I hereby certify that the documents and information provided herein is correct and if found incorrect /misrepresent it shall lead to legal action under the Drug Regulatory Authority of Pakistan act, 2012 and the rules made there under.

Save & Submit **Save As Draft**

Activate Windows
Go to Settings to activate Windows.

Export applications

Login to software using your username and password. The following dashboard will appear.



Export Finished goods

From dashboard select “Finished goods-Pharma/HOTC only”. The following screen will appear. First enter challan number and press “verify challan”. Once challan is verified then enter values for the fields listed below

DRAP

MAIN

Dashboard

Drug Import License

Drug Export License

Export Applications

Export Finished Goods-Pharma/HOTC Only

Export Raw Material

Re Export Raw Material

Export Medical Devices

Import Applications

My Applications

E01 - Export Finished Goods - Pharma / HOTC Only - Application Form

Challan Information

Challan No

12345678956

Verify Challan

Challan Status:
You have not verified the challan yet.

Application Information

Application Ref No

A-3168502606798

App Date

2025-06-17 01:50:52

Application Status

New Application

Company Profile

Company Name

test3

Company Address

test

Company City

Rawalpindi

Company Country

Pakistan

Category

Export

Exporter Type *

Select

Purpose of Export *

Select

Activate Windows
Go to Settings to activate Windows.

Attach the relevant documents. Read the declaration carefully check the checkbox in declaration and press “Save and submit” once the application is submitted then it is not editable. However if you press “Save as Draft” then you will be able to edit the application.

DRAP

MAIN

- Dashboard
- Drug Import License
- Drug Export License
- Export Applications
 - Export Finished Goods–Pharma/HOTC Only
 - Export Raw Material
 - Re Export Raw Material
 - Export Medical Devices
- Import Applications
- My Applications

DSL/DML/Form-6 License *

Drop files here to upload

Purchase Order *

Drop files here to upload

Registration / Enlistment with Renewals *

Drop files here to upload

Undertaking On Stamp Paper *

Drop files here to upload

Bill Warranty

Drop files here to upload

Form-E (if applicable)

Drop files here to upload

Others

Drop files here to upload

☒ I hereby certify that the documents and information provided herein is correct and if found incorrect /misrepresent it shall lead to legal action under the Drug Regulatory Authority of Pakistan act, 2012 and the rules made there under.

Save & Submit Save As Draft

2025 © DRAP

Activate Windows
Go to Settings to activate Windows.

How to export raw material

Export raw material

Login to software using your username and password. From dashboard select “Export raw material” the following screen will appear. First enter challan number and press “verify challan”. Once challan is verified then enter values for the fields listed below

The screenshot shows the DRAP (Drug Regulatory Authority of Pakistan) web application interface. The left sidebar contains a menu with options: Dashboard, Drug Import License, Drug Export License, Export Applications (selected), Import Applications, Import Raw Material, Import Finished Drugs, Import Medical Devices, Import HOTC Raw Material, and Import HOTC Finished Drugs. The main content area is titled "E02 - Export Raw Material - Application Form". It is divided into three main sections: Challan Information, Application Information, and Company Profile. The Challan Information section has a text input for "Challan No" with the value "1233455677888" and a green "Verify Challan" button. To the right, a status box indicates "Challan Status: You have not verified the challan yet." The Application Information section has two text inputs: "Application Ref No" with the value "C-3168502609235" and "App Date" with the value "2025-06-17 01:53:19". To the right of this is a box with a yellow "New Application" button. The Company Profile section has four text inputs: "Company Name" (test3), "Company Address" (test), "Company City" (Rawalpindi), and "Company Country" (Pakistan). Below these are two dropdown menus: "Category" (Export) and "Exporter Type" (Manufacturer). A watermark "Activate Windows Go to Settings to activate Windows." is visible in the bottom right corner.

DRAP

E02 - Export Raw Material - Application Form

Challan Information

Challan No
1233455677888

Verify Challan

Challan Status:
You have not verified the challan yet.

Application Information

Application Ref No
C-3168502609235

App Date
2025-06-17 01:53:19

Application Status

New Application

Company Profile

Company Name
test3

Company Address
test

Company City
Rawalpindi


Company Country
Pakistan

Category
Export

Exporter Type *
Manufacturer

Activate Windows
Go to Settings to activate Windows.

You can add multiple materials by using “Add” button.

 **DRAP**

MAIN

Dashboard

Drug Import License

Drug Export License

Export Applications

Import Applications

Import Raw Material

Import Finished Drugs

Import Medical Devices

Import HOTC Raw Material

Import HOTC Finished Drugs

My Applications

Material Name *

Intended Use *

Class of Material *

Batch No *

Mfg. Date *

Exp. Date *

Shelf Life

Quantity *

Unit

Rate *

Total Value *

Drug Export License Number

Drug Export License Date

Manufacturer

GTIN

Add

Material Name *	Batch No. *	Mfg Date *	Exp Date *	Quantity *	Unit	Rate *	Total Value *	Drug Export Lisc. No	Drug Export Lisc. Date	Manufacturer	GTIN	Intended Use	Class of Material	Action
-----------------	-------------	------------	------------	------------	------	--------	---------------	----------------------	------------------------	--------------	------	--------------	-------------------	--------

Note: Multiple Batches for each Item / Product must be entered separately

Document Submitted

Note: Create Single PDF File Against Each Required Document. Only PDF Format Having Maximum Size Of 5 MB Accepted.

Activate Windows
Go to Settings to activate Windows.

Attach the relevant documents. Read the declaration carefully check the checkbox in declaration and press “Save and submit” once the application is submitted then it is not editable. However if you press “Save as Draft” then you will be able to edit the application.

DRAP

MAIN

- Dashboard
- Drug Import License
- Drug Export License
- Export Applications
- Import Applications
- My Applications

Form 10 *

Drop files here to upload

Form 7 *

Drop files here to upload

Form 9 *

Drop files here to upload

Invoice(s) *

Drop files here to upload

Purchase Order *

Drop files here to upload

Undertaking On Stamp Paper *

Drop files here to upload

Others

Drop files here to upload

☒ I hereby certify that the documents and information provided herein is correct and if found incorrect /misrepresent it shall lead to legal action under the Drug Regulatory Authority of Pakistan act, 2012 and the rules made there under.

Save & Submit Save As Draft

Activate Windows
Go to Settings to activate Windows

How to re-Export raw material

Re-Export raw material

Login to software using your username and password. From the dashboard select “Re-Export raw material” the following screen will appear. First enter challan number and press “verify challan”. Once challan is verified then enter values for the fields listed below

The screenshot shows the DRAP (Drug Regulatory Authority of Pakistan) web application interface. The left sidebar contains navigation options: Dashboard, Drug Import License, Drug Export License, Export Applications (selected), Export Finished Goods-Pharma/HOTC Only, Export Raw Material, Re Export Raw Material, Export Medical Devices, Import Applications, and My Applications. The main content area is titled "E03 - Re-Export of Raw Material - Application Form". It is divided into three main sections: Challan Information, Application Information, and Company Profile. The Challan Information section has a text input for "Challan No" with the value "122334556556" and a green "Verify Challan" button. To the right, the "Challan Status" is displayed as "You have not verified the challan yet." The Application Information section has two text inputs: "Application Ref No" with the value "B-3168502601732" and "App Date" with the value "2025-06-17 01:57:23". To the right of these is a yellow "New Application" button. The Company Profile section has four text inputs: "Company Name" (test3), "Company Address" (test), "Company City" (Rawalpindi), and "Company Country" (Pakistan). Below these are two dropdown menus: "Category" (Export) and "Exporter Type" (Manufacturer). A watermark "Activate Windows" is visible in the bottom right corner.

DRAP

MAIN

Dashboard

Drug Import License

Drug Export License

Export Applications

Export Finished Goods-Pharma/HOTC Only

Export Raw Material

Re Export Raw Material

Export Medical Devices

Import Applications

My Applications

E03 - Re-Export of Raw Material - Application Form

Challan Information

Challan No

122334556556

Verify Challan

Challan Status:
You have not verified the challan yet.

Application Information

Application Ref No

B-3168502601732

App Date

2025-06-17 01:57:23

Application Status

New Application

Company Profile

Company Name

test3

Company Address

test

Company City

Rawalpindi

Company Country

Pakistan

Category

Export

Exporter Type *

Manufacturer

Activate Windows
Go to Settings to activate Windows.

You can add multiple materials by using “Add” button.

Drug Regulatory Authority Paki... DRAP Application System

ie.dra.gov.pk/Application_processing/re_export_create

Gmail Create event | Faceb... YouTube Maps New Tab IT Support by Mana... Plesk Obsidian 18.0... Log In < Drug Regul... UniFi Network WebAdmin Drap Admin Panel All Bookmarks

DRAP

MAIN

- Dashboard
- Drug Import License
- Drug Export License
- Export Applications
 - Export Finished Goods–Pharma/HOTC Only
 - Export Raw Material
 - Re Export Raw Material
 - Export Medical Devices
- Import Applications
- My Applications

Export Manufacturer

Invoice Details

Invoice No *	Invoice Date * dd/mm/yyyy	Amount *	Form-5 No. *
<input type="text"/>	<input type="text"/>	<input type="text"/>	<input type="text"/>
Form-5 Issue Date *	Currency	Exchange Rate	Amount In PKR
dd/mm/yyyy	USD	1	<input type="text"/>
Export To *	Export To (Country) *	Purpose of Re-Export / Remarks	
<input type="text"/>	Select	<input type="text"/>	

Enter Material Details

Material Name *	Batch No *	Manufacturer	Mfg. Date * dd/mm/yyyy
<input type="text"/>	<input type="text"/>	<input type="text"/>	<input type="text"/>
Exp. Date *	Shelf Life	Packs *	Pack Size *
dd/mm/yyyy	<input type="text"/>	<input type="text"/>	<input type="text"/>
Quantity *	Unit	Rate *	Total Value *
<input type="text"/>	Select	<input type="text"/>	<input type="text"/>
GTIN (Barcode Number)	Drug Export License Number	Drug Export License Date	
<input type="text"/>	<input type="text"/>	dd/mm/yyyy	


Add

Activate Windows
Go to Settings to activate Windows.

Type here to search

2:21 pm
17/06/2025

Attach the relevant documents. Read the declaration carefully check the checkbox in declaration and press “Save and submit” once the application is submitted then it is not editable. However if you press “Save as Draft” then you will be able to edit the application.

 **DRAP**

MAIN

- Dashboard
- Drug Import License
- Drug Export License
- Export Applications
 - Export Finished Goods–Pharma/HOTC Only
 - Export Raw Material
 - Re Export Raw Material
 - Export Medical Devices
- Import Applications
- My Applications

Document Submitted

Note: Create Single PDF File Against Each Required Document. Only PDF Format Having Maximum Size Of 5 MB Accepted.

Certificate of Analysis *	Copy of Paid DRAP Fee Challan *	Drug Import Licences *
Drop files here to upload	Drop files here to upload	Drop files here to upload
Export Invoice(s) *	Form 5 *	Invoices of Import *
Drop files here to upload	Drop files here to upload	Drop files here to upload
Undertaking for Reason of Export *	Others	
Drop files here to upload	Drop files here to upload	

☒ I hereby certify that the documents and information provided herein is correct and if found incorrect /misrepresent it shall lead to legal action under the Drug Regulatory Authority of Pakistan act, 2012 and the rules made there under.

Save & SubmitSave As Draft

Activate Windows
Go to Settings to activate Windows.

How to export medical devices

Export Medical Devices

Login to software using your username and password. From the dashboard select “Export Medical Devices” the following screen will appear. First enter challan number and press “verify challan”. Once challan is verified then enter values for the fields listed below

The screenshot shows the DRAP (Drug Regulatory Authority of Pakistan) web application interface. The left sidebar contains navigation links: Dashboard, Drug Import License, Drug Export License, Export Applications (selected), Export Finished Goods – Pharma/HOTC Only, Export Raw Material, Re Export Raw Material, Export Medical Devices, Import Applications, and My Applications. The main content area is titled "E04 - Export Medical Devices - Application Form". It is divided into three main sections: Challan Information, Application Information, and Company Profile. The Challan Information section has a text input for "Challan No" with the value "1111111111" and a green "Verify Challan" button. To the right, a status message reads "Challan Status: You have not verified the challan yet." The Application Information section has two text inputs: "Application Ref No" with the value "D-3168502605692" and "App Date" with the value "2025-06-17 02:01:07". To the right of this section is an "Application Status" box with a yellow "New Application" button. The Company Profile section contains several text inputs and dropdowns: "Company Name" (test3), "Company Address" (test), "Company City" (Rawalpindi), "Company Country" (Pakistan), "Category" (Export), "Exporter Type" (a dropdown menu with "Select" visible), and "Purpose of Export" (a dropdown menu with "Select" visible). An "Activate Windows" watermark is visible in the bottom right corner of the application area.

DRAP

MAIN

Dashboard

Drug Import License

Drug Export License

Export Applications

Export Finished Goods – Pharma/HOTC Only

Export Raw Material

Re Export Raw Material

Export Medical Devices

Import Applications

My Applications

E04 - Export Medical Devices - Application Form

Challan Information

Challan No

1111111111

Verify Challan

Challan Status:

You have not verified the challan yet.

Application Information

Application Ref No

D-3168502605692

App Date

2025-06-17 02:01:07

Application Status

New Application

Company Profile

Company Name

test3

Company Address

test

Company City

Rawalpindi

Company Country

Pakistan

Category

Export

Exporter Type *

Select


Purpose of Export *

Select

Activate Windows

Go to Settings to activate Windows.

You can add multiple devices by using “Add” button.

 **DRAP**

MAIN

Dashboard

Drug Import License

Drug Export License

Export Applications

- Export Finished Goods–Pharma/HOTC Only
- Export Raw Material
- Re Export Raw Material
- Export Medical Devices

Import Applications

My Applications

Enter Device Details

Device Class *

-- Select --

Type of Device *

-- Select --

Registration/Enlistment No. *

Device / Brand Name *

Pack Size *

Batch / Lot No. *

Mfg. Date *

dd/mm/yyyy

Exp. Date *

dd/mm/yyyy

Shelf Life

No of Packs *

Rate *

Total Value *

Manufacturer - Company Name *

Manufacturer - Address *

Manufacturer - Country *

Select

Add

Device Name *	Reg No. *	Batch No. *	Mfg Date *	Exp Date *	Pack Size *	No of Packs *	Rate *	Total Value *	Manufacturer Information *	Action
---------------	-----------	-------------	------------	------------	-------------	---------------	--------	---------------	----------------------------	--------

Note: Multiple Batches for each Item / Product must be entered separately

Document Submitted

Note: Create Single PDF File Against Each Required Document. Only PDF Format Having Maximum Size Of 5 MB Accepted.

Certificate of Conformance *

Drop files here to upload

Copy of Paid DRAP Fee Challan *

Drop files here to upload

Export Permit *

Drop files here to upload

Activate Windows
Go to Settings to activate Windows.

Attach the relevant documents. Read the declaration carefully check the checkbox in declaration and press “Save and submit” once the application is submitted then it is not editable. However if you press “Save as Draft” then application is moved to draft mode editable at any time until it is submitted.

DRAP

MAIN

- Dashboard
- Drug Import License
- Drug Export License
- Export Applications
 - Export Finished Goods – Pharma/HOTC Only
 - Export Raw Material
 - Re Export Raw Material
 - Export Medical Devices
- Import Applications
- My Applications

Certificate of Conformance *

Drop files here to upload

Copy of Paid DRAP Fee Challan *

Drop files here to upload

Export Permit *

Drop files here to upload

Form 3 *

Drop files here to upload

Form 8 (Enlistment Certificate) *

Drop files here to upload

Packing List *

Drop files here to upload

Undertaking *

Drop files here to upload

Purchase Order *

Drop files here to upload

Copy of Invoice *

Drop files here to upload

Form E

Drop files here to upload

Others

Drop files here to upload

☒ I hereby certify that the documents and information provided herein is correct and if found incorrect /misrepresent it shall lead to legal action under the Drug Regulatory Authority of Pakistan act, 2012 and the rules made there under.


Save & Submit **Save As Draft**

Activate Windows
Go to Settings to activate Windows.

Import applications

Import raw material

Login to software using your username and password. From the dashboard under import application select “Import raw material/Packing material” the following screen will appear. First enter challan number and press “verify challan”. Once challan is verified then enter values for the fields listed below

 **DRAP**

MAIN

Dashboard

Drug Import License

Drug Export License

Export Applications

Import Applications

Import Raw Material

Import Finished Drugs

Import Medical Devices

Import HOTC Raw Material

Import HOTC Finished Drugs

My Applications

I01 - Import Raw Material / Packing Material - Application Form

Challan Information

Challan No

Verify Challan

Challan Status:

You have not verified the challan yet.

Application Information

Application Ref No

E-11305802602357

App Date

2025-06-17 03:16:31

Application Status

New Application

Company Profile

Company Name

test3

Company Address

test

Company City

Rawalpindi

Company Country

Pakistan

Invoice Details


Category *

Invoice No *

Invoice Date *

Amount *

You can add multiple materials by using “Add” button.

**DRAP**

MAIN

Dashboard

Drug Import License

Drug Export License

Export Applications

Import Applications

Import Raw Material

Import Finished Drugs

Import Medical Devices

Import HOTC Raw Material

Import HOTC Finished Drugs

My Applications

Enter Raw Material Details

Type of Material *
Select

Import Authorization Number

Import Authorization Date *
dd/mm/yyyy

Material Name *

Importing Material Specification *
Select

Batch No *

Quantity *

Unit
Select

Mfg. Date *
dd/mm/yyyy

Exp. Date * (☐ N/A)
dd/mm/yyyy

IGM. Date *
dd/mm/yyyy

Shelf Life

Packs *

Pack Size *

Rate *

Total Value *

Form-5 No. *

Form-5 Issue Date *
dd/mm/yyyy

Article#/HS Code

Manufacturer - Company Name *

Manufacturer - Address *

Manufacturer Country *
Select


Reasons / Remarks

Add

TYPE OF MATERIAL	MATERIAL NAME	IMPORT MATERIAL SPECIFICATION	BATCH NO	UNIT	MFG DATE	EXP DATE	FORM 5 NO	FORM 5 DATE	PACKS	PACK SIZE	QUANTITY	RATE	TOTAL VALUE	ARTIC NO
------------------	---------------	-------------------------------	----------	------	----------	----------	-----------	-------------	-------	-----------	----------	------	-------------	----------

36

Read the declaration carefully check the checkbox in declaration and press "Save and submit" once the application is submitted then it is not editable. However if you press "Save as Draft " then the application to draft mode editable at any time until it is submitted.

**DRAP**

MAIN

Dashboard

Drug Import License

Drug Export License

Export Applications

Import Applications

Import Raw Material

Import Finished Drugs

Import Medical Devices

Import HOTC Raw Material

Import HOTC Finished Drugs

My Applications

Manufacturer Country *

Select

Reasons / Remarks

Add

TYPE OF MATERIAL	MATERIAL NAME	IMPORT MATERIAL SPECIFICATION	BATCH NO	UNIT	MFG DATE	EXP DATE	FORM 5 NO	FORM 5 DATE	PACKS	PACK SIZE	QUANTITY	RATE	TOTAL VALUE	ARTIC NO
------------------	---------------	-------------------------------	----------	------	----------	----------	-----------	-------------	-------	-----------	----------	------	-------------	----------

Note: Multiple Batches for each Item / Product must be entered separately

Document Submitted

Note: Create Single PDF File Against Each Required Document. Only PDF Format Having Maximum Size Of 5 MB Accepted.

☒ I hereby certify that the documents and information provided herein is correct and if found incorrect /misrepresent it shall lead to legal action under the Drug Regulatory Authority of Pakistan act, 2012 and the rules made there under.

Save & Submit

Save As Draft

2025 © DRAP

How to import finished drugs

Import finished drugs

Login to software using your username and password. From the dashboard under import application select “Import Finished Drugs” the following screen will appear. First enter challan number and press “verify challan”. Once challan is verified then enter values for the fields listed below

The screenshot shows the DRAP web application interface. The top header includes the DRAP logo and a hamburger menu icon. The left sidebar contains a navigation menu with the following items: Dashboard, Drug Import License, Drug Export License, Export Applications, Import Applications (selected), Import Raw Material, Import Finished Drugs, Import Medical Devices, Import HOTC Raw Material, Import HOTC Finished Drugs, and My Applications. The main content area is titled "102 - Import Finished Drugs - Application Form". It contains several sections: 1. Challan Information: A form with a "Challan No" input field, a "Verify Challan" button, and a "Challan Status" message stating "You have not verified the challan yet." 2. Application Information: A form with "Application Ref No" (F-11305802601468) and "App Date" (2025-06-17 03:18:57). 3. Application Status: A section with a "New Application" button. 4. Company Profile: A form with fields for "Company Name" (test3), "Company Address" (test), "Company City" (Rawalpindi), and "Company Country" (Pakistan). 5. Invoice Details: A section with a table header showing "Category", "Invoice No", "Invoice Date", and "Amount".

DRAP

MAIN

Dashboard

Drug Import License

Drug Export License

Export Applications

Import Applications

Import Raw Material

Import Finished Drugs

Import Medical Devices

Import HOTC Raw Material

Import HOTC Finished Drugs

My Applications

102 - Import Finished Drugs - Application Form

Challan Information

Challan No

Verify Challan

Challan Status:
You have not verified the challan yet.

Application Information

Application Ref No

F-11305802601468

App Date

2025-06-17 03:18:57

Application Status

New Application

Company Profile

Company Name

test3

Company Address

test

Company City

Rawalpindi


Company Country

Pakistan

Invoice Details

Category *	Invoice No *	Invoice Date *	Amount *
------------	--------------	----------------	----------

You can add drugs by using “Add” button.

 **DRAP**

MAIN

Dashboard

Drug Import License

Drug Export License

Export Applications

Import Applications

Import Raw Material

Import Finished Drugs

Import Medical Devices

Import HOTC Raw Material

Import HOTC Finished Drugs

My Applications

Finished Goods - Pharma / Pharma (Biological)

Type of Drug / Item *
Pharmaceutical

Intended Use *
Select

Class of Material *
Select

Registration No. *

Drug/Brand Name *

Generic Composition

Dosage (Form) * ☐ Other
Select

Batch No *

Mfg. Date *
dd/mm/yyyy

Exp. Date *
dd/mm/yyyy

IGM Date *
dd/mm/yyyy

Shelf Life

Packs *

Pack Size *

Quantity *

Unit
Select

Rate *

Total Value *

Manufacturer - Company Name *

Manufacturer - Address *

Manufacturer Country *
Select

Country of Origin
Select

Add

Type of Drug	Reg No	Dosage	Drug/Brand Name	Generic Composition	Batch No	Mfg. Date	Exp Date	Unit	Packs	Pack Size	Quantity	Rate	Total Value	Manufacturer Information	Country of Origin	Intended Use	Class of Material
--------------	--------	--------	-----------------	---------------------	----------	-----------	----------	------	-------	-----------	----------	------	-------------	--------------------------	-------------------	--------------	-------------------

Attach the relevant documents. Read the declaration carefully check the checkbox in declaration and press “Save and submit” once the application is submitted then it is not editable. However if you press “Save as Draft” then application is moved to draft mode editable at any time until it is submitted.

DRAP

MAIN

- Dashboard
- Drug Import License
- Drug Export License
- Export Applications
- Import Applications
 - Import Raw Material
 - Import Finished Drugs
 - Import Medical Devices
 - Import HOTC Raw Material
 - Import HOTC Finished Drugs
- My Applications

GMP Certificate *

Packing List *

Airway Bill / BL *

Invoice(s) *

Paid DRAP Fee Challan *

Undertaking on Stamp Paper *

Others

Drop files here to upload

Drop files here to upload

Drop files here to upload

Drop files here to upload

Drop files here to upload

Drop files here to upload

☒ I hereby certify that the documents and information provided herein is correct and if found incorrect /misrepresent it shall lead to legal action under the Drug Regulatory Authority of Pakistan act, 2012 and the rules made there under.

Save & Submit Save As Draft

2025 © DRAP

How to import medical devices

Import medical devices

Login to software using your username and password. From the dashboard under import application select “Import Medical Devices” the following screen will appear. First enter challan number and press “verify challan”. Once challan is verified then enter values for the fields listed below

The screenshot displays the DRAP web application interface. On the left is a dark sidebar with a menu. The top header is light gray with the DRAP logo and a hamburger menu icon. The main content area is white and titled 'I03 - Import Medical Device Application Form'. It contains three main sections: 'Challan Information', 'Application Information', and 'Company Profile'. The 'Challan Information' section has a text input for 'Challan No' with the value '11111111111', a green 'Verify Challan' button, and a status message. The 'Application Information' section has inputs for 'Application Ref No' (G-11305802604169) and 'App Date' (2025-06-17 03:23:01). The 'Company Profile' section has inputs for 'Company Name' (test3), 'Company Address' (test), 'Company City' (Rawalpindi), 'Company Country' (Pakistan), 'Enlistment No.', and 'Category' (Import). A 'New Application' button is also present.

DRAP

MAIN

Dashboard

Drug Import License

Drug Export License

Export Applications

Import Applications

Import Raw Material

Import Finished Drugs

Import Medical Devices

Import HOTC Raw Material

Import HOTC Finished Drugs

My Applications

I03 - Import Medical Device Application Form

Challan Information

Challan No

11111111111

Verify Challan

Challan Status:

You have not verified the challan yet.

Application Information

Application Ref No

G-11305802604169

App Date

2025-06-17 03:23:01

Application Status

New Application

Company Profile

Company Name

test3

Company Address

test

Company City

Rawalpindi

Company Country


Pakistan

Enlistment No.

Category

Import

You can add more devices by using “Add” button.

**DRAP**

MAIN

Dashboard

Drug Import License

Drug Export License

Export Applications

Import Applications

Import Raw Material

Import Finished Drugs

Import Medical Devices

Import HOTC Raw Material

Import HOTC Finished Drugs

My Applications

Select

Airway Bill# / GB# / Bill# *

dd/mm/yyyy

Enter Device Details

Device Class *

-- Select --

Generic Composition

IGM Date *

dd/mm/yyyy

No of Packs *

Manufacturer - Company Name *

Type of Device *

-- Select --

Batch No *

Shelf Life

Pack Size *

Manufacturer - Address *

Registration No. / Enlistment No. *

Manufacturing Date *

dd/mm/yyyy

Quantity *

Rate *

Manufacturer - Country *

Select

Device Name *

Expiry Date *

dd/mm/yyyy

Unit

Select


Total Value *

Add

Device Class	Device Type	Reg No	Device Name	Generic Composition	Batch No	Mfg. Date	Exp Date	Unit	No of Packs	Pack Size	Quantity	Rate	Total Value	Manufacturer Company	Action
--------------	-------------	--------	-------------	---------------------	----------	-----------	----------	------	-------------	-----------	----------	------	-------------	----------------------	--------

Note: Multiple Batches for each Item / Product must be entered separately

Attach the relevant documents. Read the declaration carefully check the checkbox in declaration and press “Save and submit” once the application is submitted then it is not editable. However if you press “Save as Draft” then application is moved to draft mode editable at any time until it is submitted.

 **DRAP**

MAIN

Dashboard

Drug Import License

Drug Export License

Export Applications

Import Applications

Import Raw Material

Import Finished Drugs

Import Medical Devices

Import HOTC Raw Material

Import HOTC Finished Drugs

My Applications

Note: Create Single PDF File Against Each Required Document. Only PDF Format Having Maximum Size Of 5 MB Accepted.

Airway Bill / BL *	Certificate of Confirmation/Cert of Analysis *	Copy of Paid DRAP Fee Challan *
Drop files here to upload	Drop files here to upload	Drop files here to upload
Establishment License (Issued by DRAP) *	Invoice(s) *	Packing List *
Drop files here to upload	Drop files here to upload	Drop files here to upload
Registration / Enlistment Letter (Issued by DRAP) *	Undertaking on Stamp Paper *	Others
Drop files here to upload	Drop files here to upload	Drop files here to upload

☐ I hereby certify that the documents and information provided herein is correct and if found incorrect /misrepresent it shall lead to legal action under the Drug Regulatory Authority of Pakistan act, 2012 and the rules made there under.

Save & Submit

Save As Draft

Import HOTC raw material

Import HOTC raw material

Login to software using your username and password. From the dashboard under import application select “Import HOTC Raw Material” The following screen will appear. First enter challan number and press “verify challan”. Once challan is verified then enter values for the fields listed below

The screenshot displays the DRAP web application interface. On the left is a dark sidebar with a 'MAIN' section containing menu items: 'Dashboard', 'Drug Import License', 'Drug Export License', 'Export Applications', 'Import Applications' (highlighted), 'Import Raw Material', 'Import Finished Drugs', 'Import Medical Devices', 'Import HOTC Raw Material', 'Import HOTC Finished Drugs', and 'My Applications'. The main content area is titled 'I04 - Import HOTC Raw Material - Application Form'. It features three primary sections: 1. 'Challan Information' with a text input for 'Challan No' containing '1111111111', a green 'Verify Challan' button, and a status message 'Challan Status: You have not verified the challan yet.' 2. 'Application Information' with inputs for 'Application Ref No' (H-11305802603891) and 'App Date' (2025-06-17 03:26:26). 3. 'Application Status' with a yellow 'New Application' button. A 'Company Profile' section at the bottom contains inputs for 'Company Name' (test3), 'Company Address' (test), 'Company City' (Rawalpindi), 'Company Country' (Pakistan), and 'Category' (Import).

DRAP

MAIN

- Dashboard
- Drug Import License
- Drug Export License
- Export Applications
- Import Applications**
- Import Raw Material
- Import Finished Drugs
- Import Medical Devices
- Import HOTC Raw Material
- Import HOTC Finished Drugs
- My Applications

I04 - Import HOTC Raw Material - Application Form

Challan Information

Challan No: 1111111111 Verify Challan

Challan Status:
You have not verified the challan yet.

Application Information

Application Ref No: H-11305802603891

App Date: 2025-06-17 03:26:26

Application Status

New Application

Company Profile

Company Name: test3


Company Address: test

Company City: Rawalpindi

Company Country: Pakistan

Category: Import

You can add more material by using “Add” button.

**DRAP**

MAIN

Dashboard

- Drug Import License
- Drug Export License
- Export Applications
- Import Applications
- Import Raw Material
- Import Finished Drugs
- Import Medical Devices
- Import HOTC Raw Material
- Import HOTC Finished Drugs

My Applications

Enter HOTC Raw Material Details

Type of Material *
API

Unit
Select

Shelf Life

Pack Size *

Manufacturer - Company Name *

HOTC Raw Material Name *

Mfg. Date *
dd/mm/yyyy

Form-5 No. *

Rate *

Manufacturer - Address *

Batch No *

Exp. Date *
dd/mm/yyyy

Form-5 Issue Date *
dd/mm/yyyy

Total Value *

Manufacturer - Country *
Select

Quantity *

IGM. Date *
dd/mm/yyyy

Packaging Details *

Article#/HS Code


Reasons / Remarks

Add

Type of Material	Material Name	Batch No	Unit	Mfg Date	Exp Date	Form 5 No	form 5 Date	Packs	Pack Size	Quantity	Rate	Total Value	Article No	Manufacturer Information	Sub Details	Action
------------------	---------------	----------	------	----------	----------	-----------	-------------	-------	-----------	----------	------	-------------	------------	--------------------------	-------------	--------

Note: Multiple Batches for each Item / Product must be entered separately

Attach the relevant documents. Read the declaration carefully check the checkbox in declaration and press “Save and submit” once the application is submitted then it is not editable. However if you press “Save as Draft” then application is moved to draft mode editable at any time until it is submitted.

**DRAP**

80x80

MAIN

Dashboard

Drug Import License

Drug Export License

Export Applications

Import Applications

Import Raw Material

Import Finished Drugs

Import Medical Devices

Import HOTC Raw Material

Import HOTC Finished Drugs

My Applications

Certificate of Analysis *

Drop files here to upload

Airway Bill / BL *

Drop files here to upload

Invoice *

Drop files here to upload

GMP Certi / API Manuf Lic / Quality Cert *

Drop files here to upload

Copy of Paid DRAP Fee Challan *

Drop files here to upload

Others

Drop files here to upload

Packing List *

Drop files here to upload

Undertaking *

Drop files here to upload

☒ I hereby certify that the documents and information provided herein is correct and if found incorrect /misrepresent it shall lead to legal action under the Drug Regulatory Authority of Pakistan act, 2012 and the rules made there under.

Save & Submit

Save As Draft

How to import HOTC Finished drugs

Import HOTC finished drugs

Login to software using your username and password. From the dashboard under import application select “Import HOTC Finished drugs” the following screen will appear. First enter challan number and press “verify challan”. Once challan is verified then enter values for the fields listed below

The screenshot shows the DRAP web application interface. On the left is a dark sidebar with a menu. The top header is light gray with the DRAP logo and a hamburger menu icon. The main content area has a title 'I05 - Import HOTC Finished Drugs - Application Form'. It contains three main sections: 'Challan Information', 'Application Information', and 'Company Profile'. The 'Challan Information' section has a text input for 'Challan No' with the value '11111111', a green 'Verify Challan' button, and a status message. The 'Application Information' section has two text inputs: 'Application Ref No' with 'J-11305802604673' and 'App Date' with '2025-06-17 03:29:42'. The 'Company Profile' section has four text inputs: 'Company Name' with 'test3', 'Company Address' with 'test', 'Company City' with 'Rawalpindi', and 'Company Country' with 'Pakistan'. There is also a 'Category' input with 'Import'. A 'New Application' button is located in the 'Application Status' section.

DRAP

I05 - Import HOTC Finished Drugs - Application Form

Challan Information

Challan No: 11111111 Verify Challan

Challan Status:
You have not verified the challan yet.

Application Information

Application Ref No: J-11305802604673 App Date: 2025-06-17 03:29:42

Application Status


New Application

Company Profile

Company Name: test3 Company Address: test Company City: Rawalpindi Company Country: Pakistan

Category: Import

You can add more drugs by using “Add” button.

 **DRAP**

MAIN

Dashboard

Drug Import License

Drug Export License

Export Applications

Import Applications

Import Raw Material

Import Finished Drugs

Import Medical Devices

Import HOTC Raw Material

Import HOTC Finished Drugs

My Applications

Finished Goods - HOTC

Type of Drug / Item *
HOTC

Enlistment No. *

Dosage (Form) ☐ Other
Select

Brand Name *

Generic Composition

Batch No *

Mfg. Date *
dd/mm/yyyy

Exp. Date *
dd/mm/yyyy

IGM. Date *
dd/mm/yyyy

Shelf Life

No of Packs *

Pack Size *

Quantity

Unit *
Select

Rate *

Total Value

Form-6 No. *

Form-6 Issue Date *
dd/mm/yyyy

Manufacturer - Company Name *

Manufacturer - Address *


Manufacturer - Country *
Select

Add

Type of Drug	Enlistment No	Dosage	Brand Name	Generic Composition	Batch No	Mfg. Date	Exp Date	Unit	Packs	Pack Size	Quantity	Rate	Total Value	Manufacturer Company	Action
--------------	---------------	--------	------------	---------------------	----------	-----------	----------	------	-------	-----------	----------	------	-------------	----------------------	--------

Note: Multiple Batches for each Item / Product must be entered separately

Attach the relevant documents. Read the declaration carefully check the checkbox in declaration and press “Save and submit” once the application is submitted then it is not editable. However if you press “Save as Draft” then application is moved to draft mode editable at any time until it is submitted.

**DRAP**

MAIN

Dashboard

Drug Import License

Drug Export License

Export Applications

Import Applications

Import Raw Material

Import Finished Drugs

Import Medical Devices

Import HOTC Raw Material

Import HOTC Finished Drugs

My Applications

<div>Drop files here to upload</div> <div>DSL (Drug Sale License) *</div>	<div>Drop files here to upload</div> <div>Form 6 (Enlistment Cert as Importer) *</div>	<div>Drop files here to upload</div> <div>Form 7 (Batch Certificate) *</div>
<div>Drop files here to upload</div> <div>Certificate of Analysis *</div>	<div>Drop files here to upload</div> <div>GMP Cert / Quality Cert / Halal Cert *</div>	<div>Drop files here to upload</div> <div>Packing List *</div>
<div>Drop files here to upload</div> <div>Airway Bill / BL *</div>	<div>Drop files here to upload</div> <div>Undertaking *</div>	<div>Drop files here to upload</div> <div>Others</div>

☒ I hereby certify that the documents and information provided herein is correct and if found incorrect /misrepresent it shall lead to legal action under the Drug Regulatory Authority of Pakistan act, 2012 and the rules made there under.

Save & Submit

Save As Draft